



SIXT SE EQUITY STORY

MAY 2026

LEGAL DISCLAIMER

This presentation (together with the presenters' speeches and any other related verbal or written communications the "Presentation") contains forward-looking statements relating to the business, financial performance and results of Sixt SE (together with its subsidiaries, the "Company") and/or the industry in which the Company operates. Forward-looking statements concern future circumstances and results and other statements that are not historical facts, sometimes identified by the words "believes," "expects," "predicts," "intends," "projects," "plans," "estimates," "aims," "foresees," "anticipates," "targets," and similar expressions. Forward-looking statements, including assumptions, opinions and views of the Company or cited from third party sources, are solely opinions and forecasts which are uncertain and subject to risks. Actual events may differ significantly from any anticipated development due to a number of factors, including without limitation, changes in general economic conditions, in particular in the Company's target markets and changes in competition levels. The Company does not guarantee that the assumptions underlying forward-looking statements are free from errors nor does it accept any responsibility for the future accuracy of opinions or any obligation to update the statements in the Presentation to reflect subsequent events. Forward-looking statements are made only as of the date of the Presentation. Neither the

delivery of the Presentation nor any further discussions of the Company with any of the recipients thereof shall, under any circumstances, create any implication that there has been no change in the affairs of the Company since such date. Consequently, the Company does not undertake any obligation to review, update or confirm expectations or estimates or to release publicly any revisions to any forward-looking statements to reflect events that occur or circumstances that arise in relation to the content of the Presentation. Furthermore, a totally different performance can ensue from an unexpected slump in demand or economic stagnation in our key markets. The actual development can differ materially from the forecasts made in this Presentation, in case one of the aforementioned risks or other risks not mentioned here should materialize and/or the assumption on which we have based our forecasts and prospects turn out to be wrong.

Certain industry and market information in the Presentation and/or related materials has been obtained by the Company from third party sources. The Company has not independently verified such information and neither the Company nor any of its directors provides any assurance as to the accuracy, fairness or completeness of such information or opinions contained in this document

and neither the Company nor any of its directors takes any responsibility for such information. This Presentation contains summary information only and does not purport to be comprehensive and is not intended to be (and should not be used as) the basis of any analysis or other evaluation. In addition, the information in the Presentation is subject to change. No representation or warranty (express or implied) is made as to, and no reliance should be placed on, any information, including projections, estimates, targets and opinions, contained herein, and no liability whatsoever is accepted as to any errors, omissions or misstatements contained herein. Due to rounding it is possible that figures may not add up exactly and that half or full year figures do not correspond to added quarterly figures. For the same reason, percentages may not exactly match absolute numbers they correspond to.


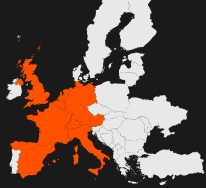

The Presentation does not constitute or form part of, and should not be construed as, an offer, solicitation or invitation to subscribe for, underwrite or otherwise acquire, any securities of the Company nor should it or any part of it form the basis of, or be relied on in connection with, any contract to purchase or subscribe for any securities of the Company, nor shall it or any part of it form the basis of or be relied on in connection with any other investment whatsoever.

SIXT AT A GLANCE








SIXT IS A FAST SCALING, GLOBAL & MULTI MOBILITY PRODUCT PLATFORM COMPANY

SIXT GROUP REVENUES 2025:
4.28 BN EUR
 (+7.0% vs. PY / +8.7% FX-adjusted)

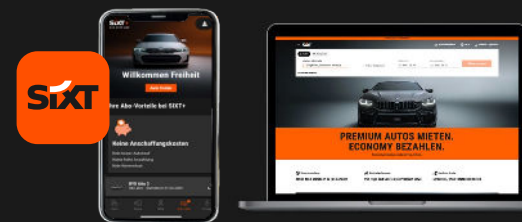
RENT-A-CAR BUSINESS		MARKET GROWTH ¹ 2025-2030	REVENUE GROWTH 2021-2025
GERMANY		+18.8%	+56.7%
EUROPE (INCL. GERMANY)		+21.3%	+83.9%
NORTH AMERICA		+23.4%	+134.1%


ADDITIONAL MOBILITY PRODUCTS

-  **SixT+**
Abo
+89.1%
REVENUE GROWTH
2021-2025
-  **SixT** van & truck
+38.4%
REVENUE GROWTH
2021-2025

-  **SixT** share
-  **SixT** charge
-  **SixT** ride

ALL PRODUCTS AND ALL MARKETS AVAILABLE IN ONE APP



 ONE SINGLE LOGIN

 ONE SINGLE PAYMENT WALLET

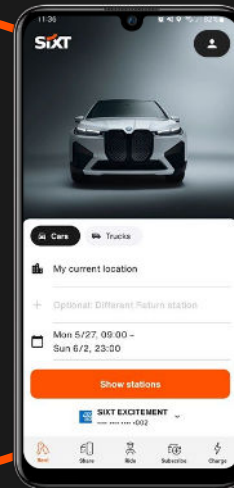
LOYALTY PROGRAM SIXT ONE ADDED TO MOBILITY PLATFORM: TRANSFORMING TRANSACTIONS INTO RELATIONSHIPS

SIXT'S PRODUCTS INTEGRATED IN ONE APP

SIXT rent
Short and Term Long Rental

SIXT van & truck
Commercial vehicle solutions

SIXT one
Global Rewards Program



4.8 ★
66K reviews



4.7 ★
104K reviews



SIXT+
THE CAR SUBSCRIPTION
Car subscription

SIXT ride
Professional transfer services

SIXT share
Car sharing and micro mobility

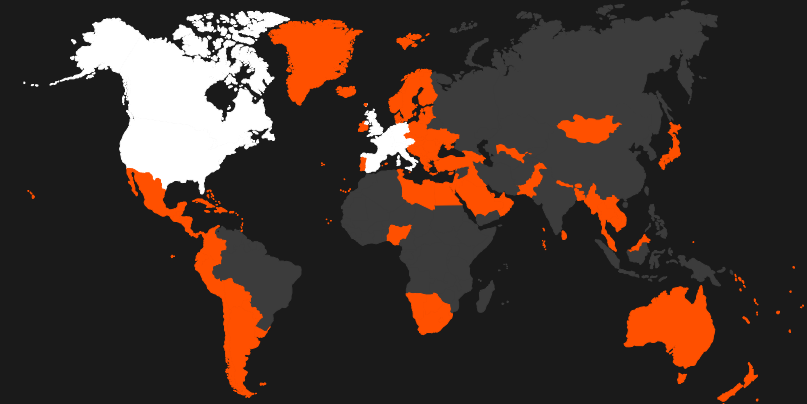
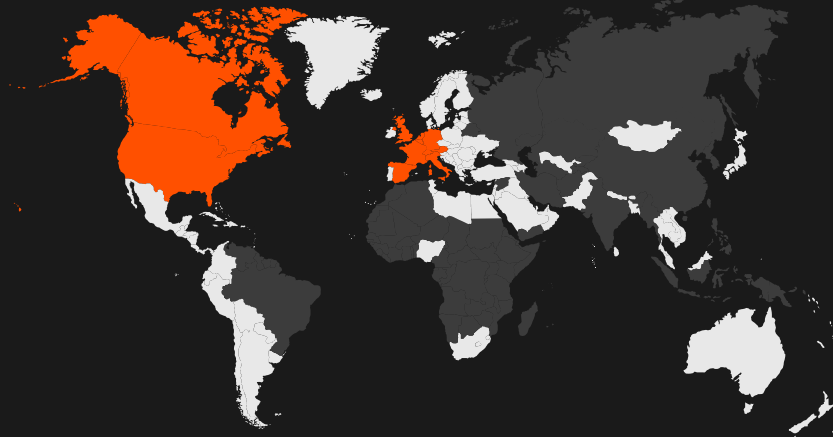
SIXT charge
Charging solution

NETWORK EFFECT FUELING SIXT GROUP REVENUE DUE TO OUTBOUND AND INBOUND BUSINESSES

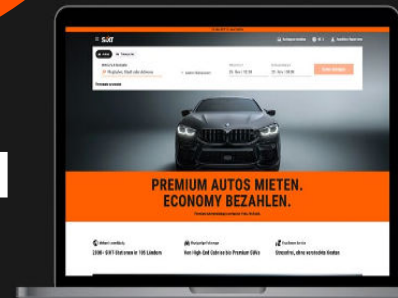
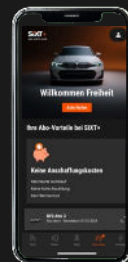
NETWORK EFFECTS

GROWTH IN 13 CORPORATE COUNTRIES

GROWTH IN >100 FRANCHISE COUNTRIES



ONE PLATFORM

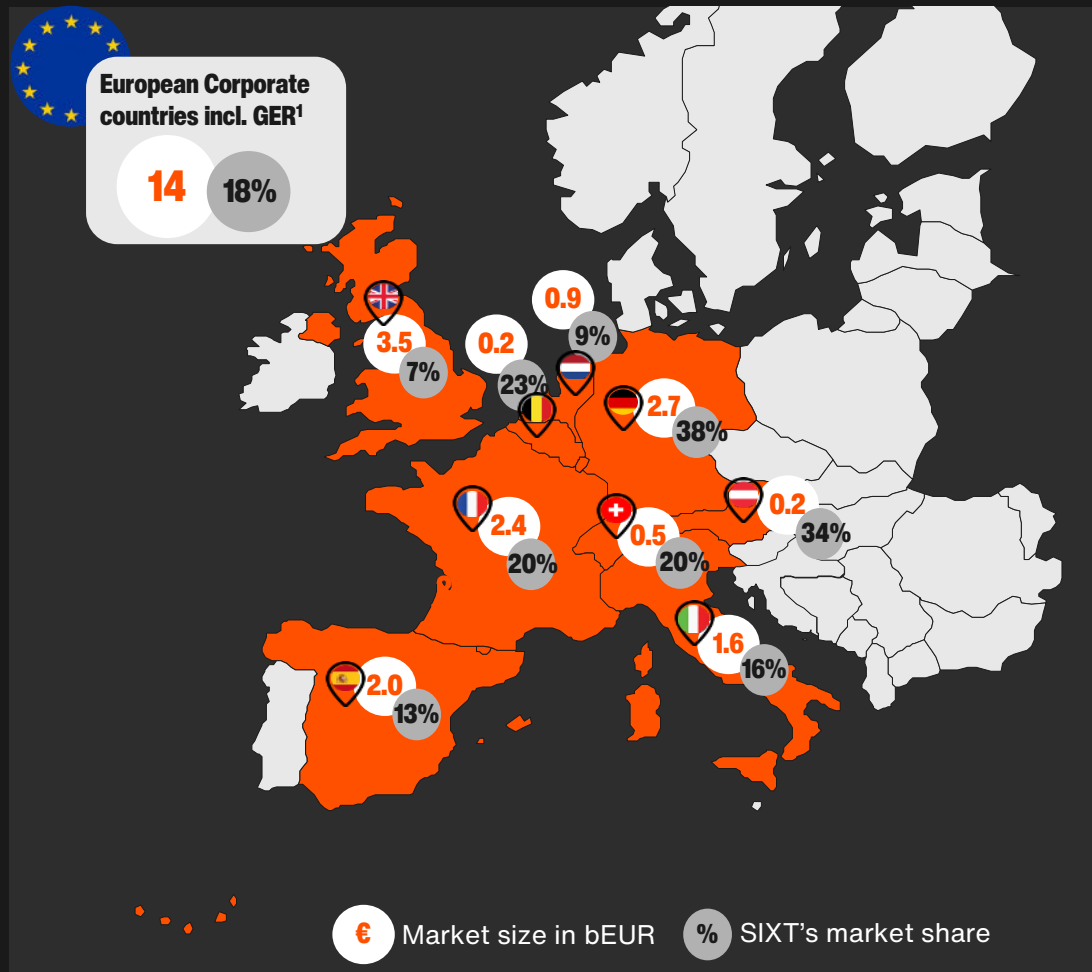


MARKET OPPORTUNITIES

EUROPE AND NORTH AMERICA



SIXT EUROPE WITH STRONG PERFORMANCE 2025 AND LOTS OF GROWTH POTENTIAL AHEAD



SIXT MARKET SHARE EUROPE¹

[schematic]



EUROPE



GERMANY



FRANCE



SIXT REVENUE GROWTH

[2025 vs. 2024]



EUROPE²

+12.6%



GERMANY

+2.8%

SIXT BRANCH OPENINGS

[Europe incl. Germany]

+48

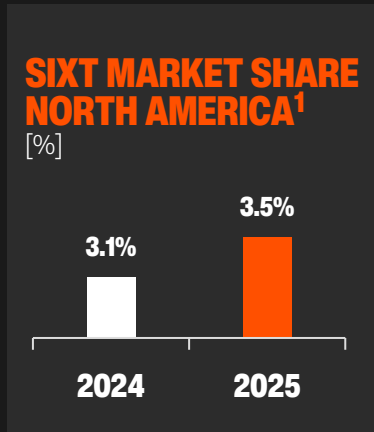
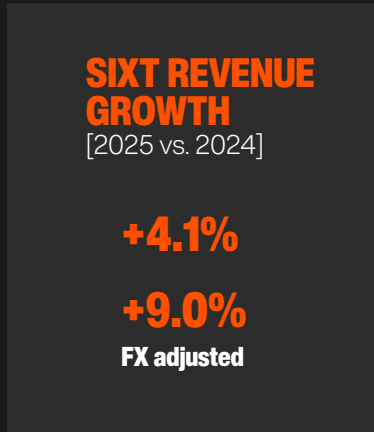
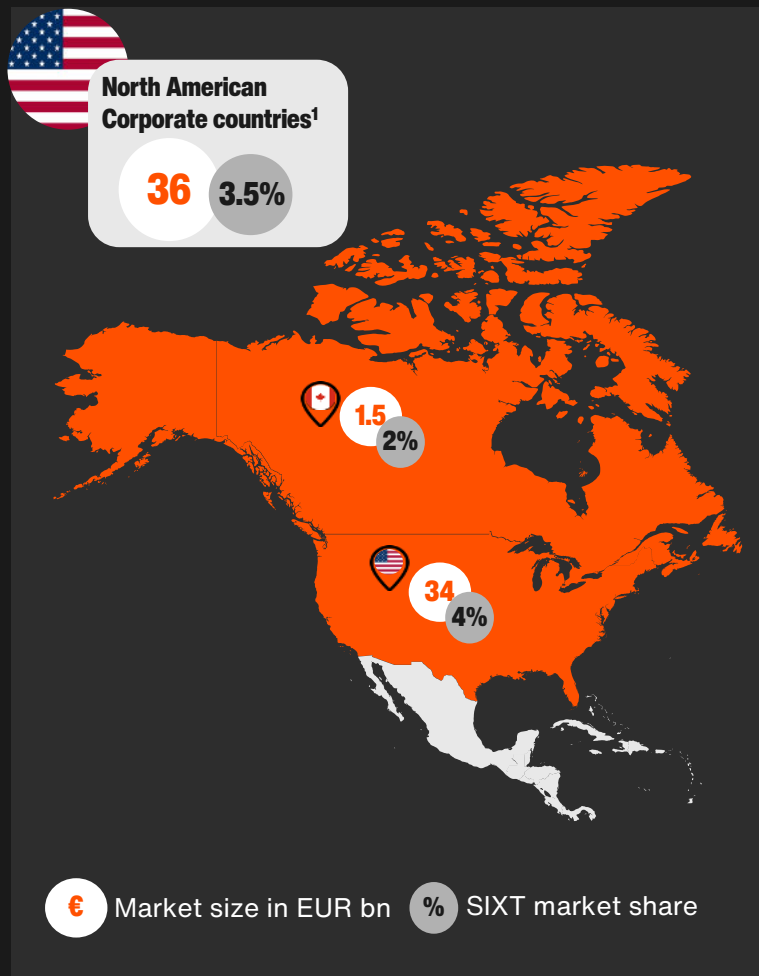
in 2025

EXPECTED MARKET GROWTH EUROPE³

[2025-2030 CAGR]

+3.9%
CAGR

SIXT IS CONTINUOUSLY EXPANDING ITS MARKET PRESENCE IN NORTH AMERICA WITH ENORMOUS GROWTH POTENTIAL



AWARDS & PARTNERSHIPS

DELTA
Launched SIXT's first U.S. airline partnership.

J.D. POWER
Ranked #3 rental car company in Rental Car Satisfaction Study 2025.

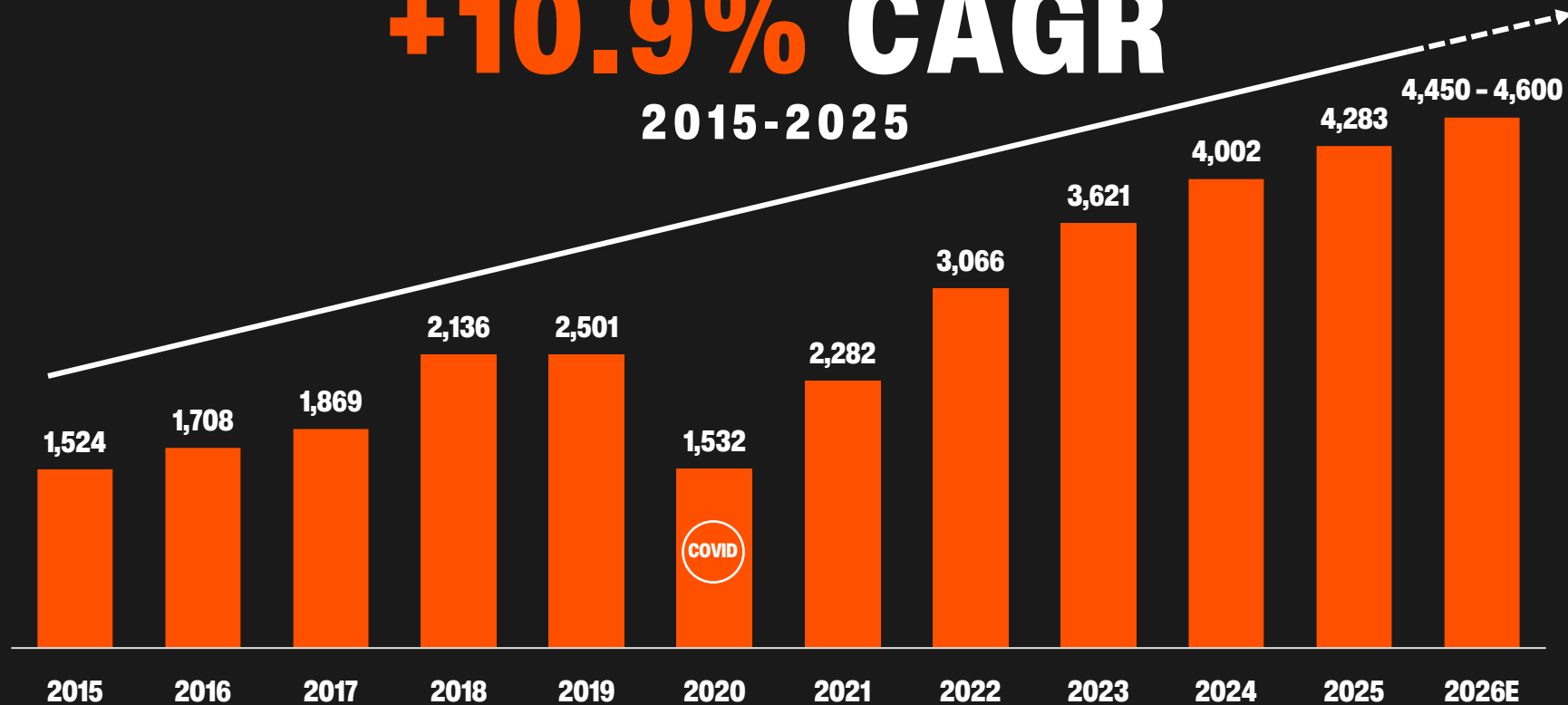
USA TODAY
Named #1 Rental Car Company in America in 10Best Readers' Choice Awards.

GfK Growth from Knowledge
Increased Brand awareness to 28%³

SIXT HAS SIGNIFICANTLY INCREASED ITS REVENUE OVER THE LAST DECADE AND THE GROWTH TRAJECTORY CONTINUES

REVENUE¹
EUR m

+10.9% CAGR
2015-2025



STRATEGIC POSITION

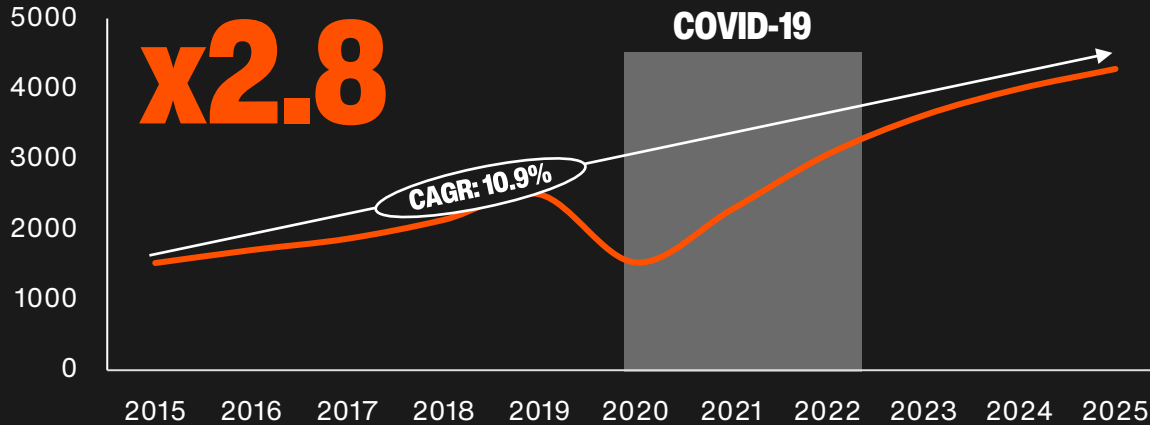
EXPECT BETTER



COMBINING SCALABILITY WITH ABOVE INDUSTRY AVERAGE PROFITABILITY

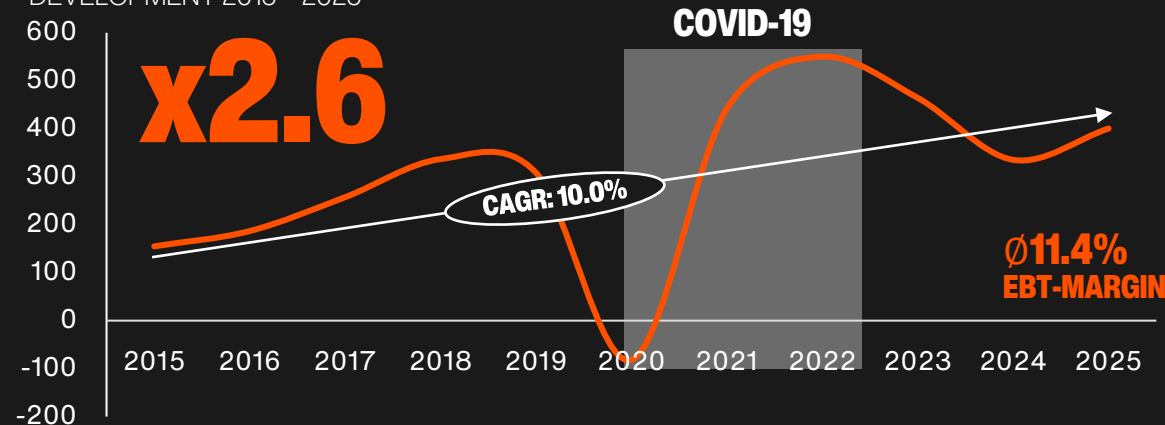
HISTORICAL TOTAL REVENUE¹ [FIGURES IN MILLION EUR]

DEVELOPMENT 2015 – 2025



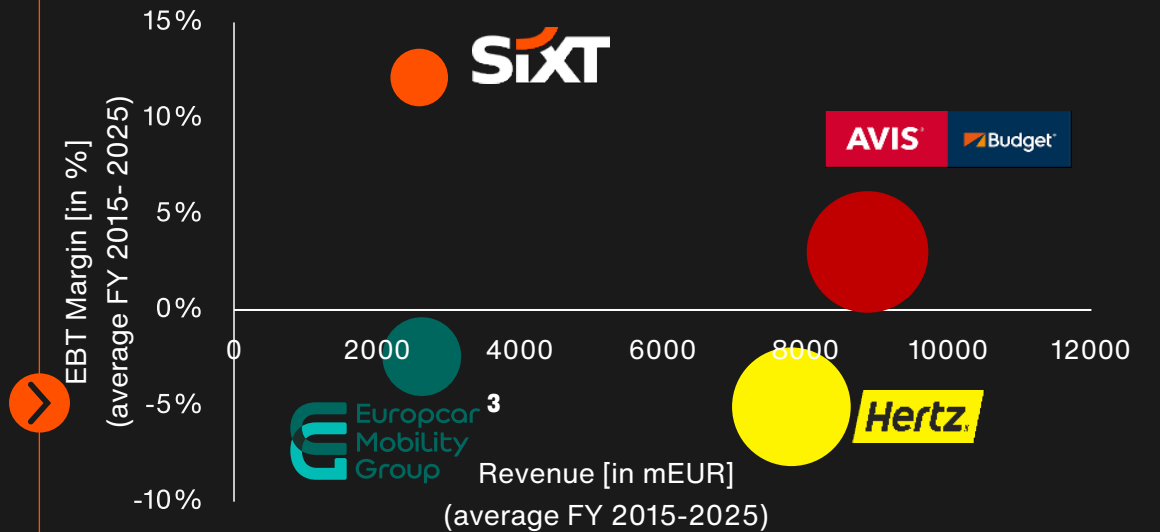
HISTORICAL EBT¹ [FIGURES IN MILLION EUR]

DEVELOPMENT 2015 – 2025



OVERVIEW MAJOR PLAYERS IN GLOBAL CAR RENTAL MARKET^{1,2}

Bubble: Average Fleet Size FY 2015- FY 2025



“ We don’t want to be the largest mobility player on the planet, but the **most profitable one.** ”



ERICH SIXT
Chairman of the Supervisory Board

SIXT BUSINESS MODEL IS DESIGNED TO ACHIEVE STRONG GROWTH VIA PREMIUM STRATEGY LEADING TO HIGHER MARGINS RESULTING IN STRONG PROFITABILITY

PREMIUM BRAND

SIXT brand as a bold and iconic brand that both consumers and SIXT colleagues love.

BRAND VALUE¹
USD 2.4 BN

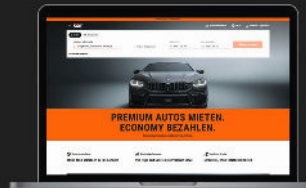


BRAND AWARENESS²

- 93%** Germany
- 73%** France
- 59%** Spain
- 54%** UK
- 27%** US **+19pts** since Nov '22

PREMIUM STRATEGY

SIXT stands out with its premium strategy regarding fleet, services and technology.



OTHER PREMIUM⁴

HIGH CUSTOMER SATISFACTION

High customer satisfaction (Ranked #1 and #2 in NPS in SIXT's core markets³).



HIGHER MARGINS PER VEHICLE

Higher margin per vehicle due to premium approach.

AI AUTOMATED PRICING SYSTEM



Increasing degree of automation in our pricing systems substantially

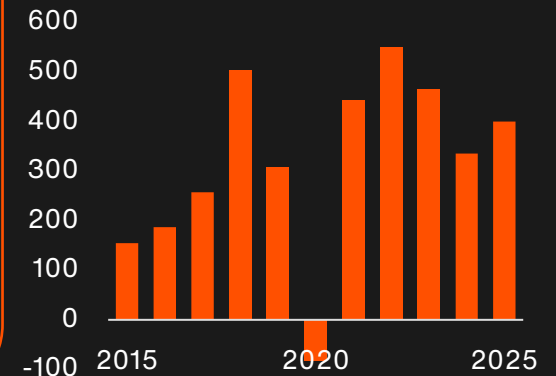
“ We don't want to be the largest mobility player on the planet, but the most profitable one. ”



ERICH SIXT
Chairman of the Supervisory Board

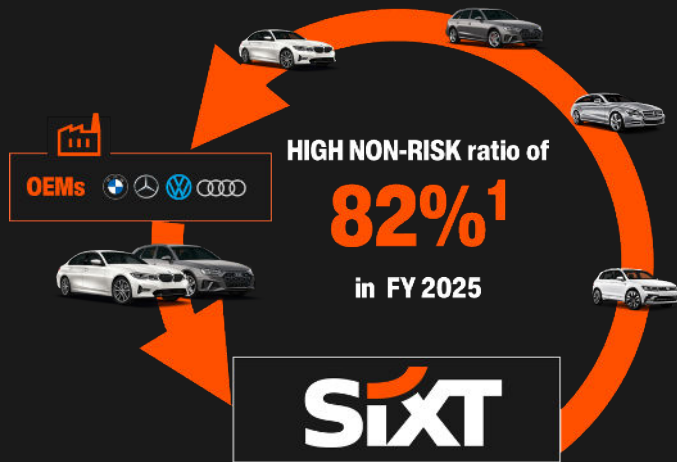
...LEADING TO HIGH INVESTMENT CAPACITY FOR **SCALABLE & PROFITABLE GROWTH**

HISTORICAL EBT [FIGURES IN MILLION EUR] DEVELOPMENT 2015 – 2025

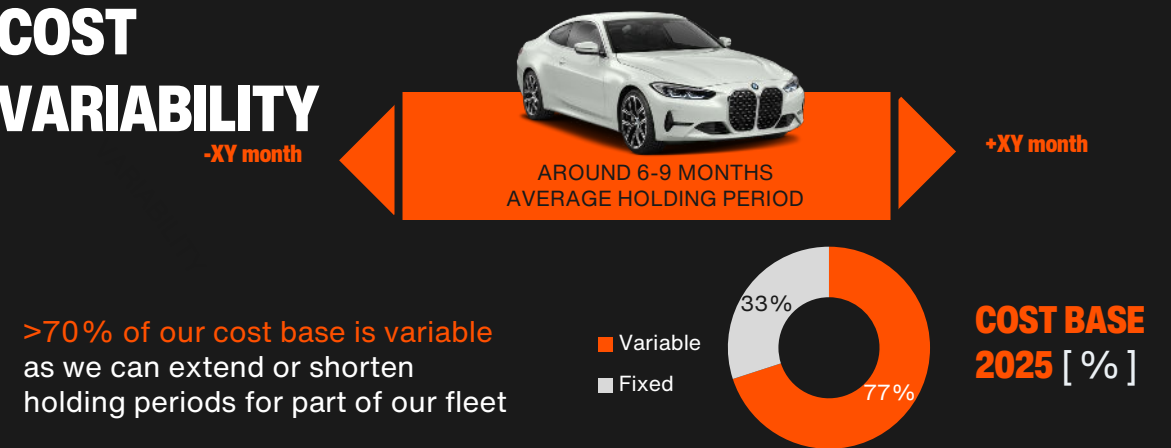


SIXT'S HIGH LEVEL OF RESILIENCE IS ANOTHER KEY DRIVER FOR SUSTAINABLE PROFITABILITY

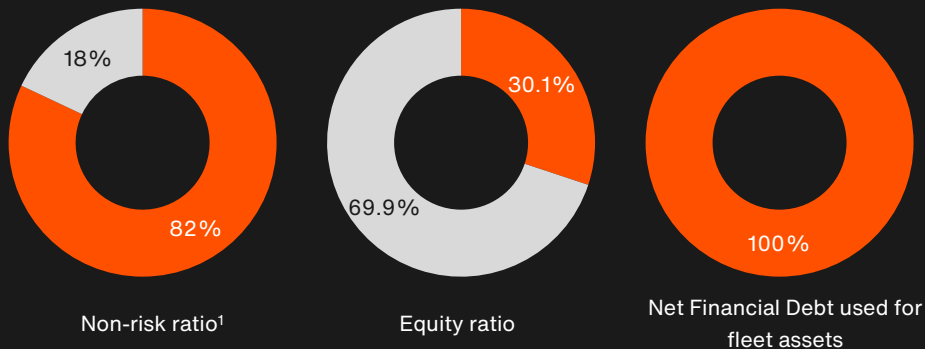
RISK RESILIENT FLEET PURCHASE



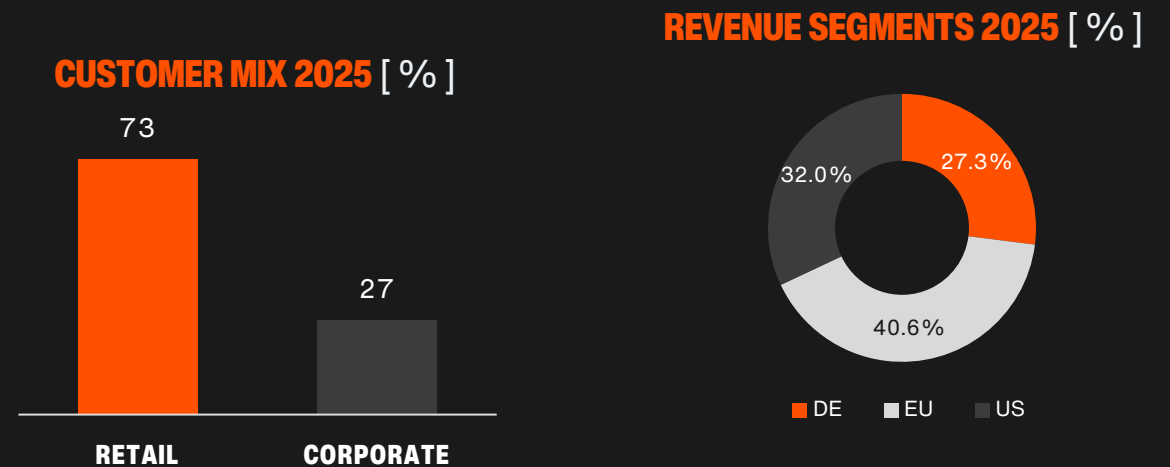
COST VARIABILITY



STRONG BALANCE SHEET



DIVERSIFIED BUSINESS



EQUITY STORY

WHY INVEST IN SIXT?



WE HAVE WHAT IT TAKES

WHY TO INVEST IN SIXT

**2.4BN
USD** BRAND VALUE¹



EMPLOYEES ~8,900



**AIRPORT BRANCHES IN
CORPORATE COUNTRIES** >200



OEM RELATIONSHIP

~56% PREMIUM²



**13 CORPORATE
>100 FRANCHISE COUNTRIES**



YOUNG AND NEW FLEET

>365,000 VEHICLES³



1 PLATFORM



7 PRODUCTS



GLOBAL MEGA BRAND SIXT established a strong brand with high brand awareness and brand value by using a bold marketing approach.



PREMIUM MOBILITY PLATFORM SIXT has a scalable, variable & diversified business model with a wide range of integrated mobility products.



PROFITABLE GROWTH STRATEGY SIXT is the stock listed player with the highest average EBT margin over a decade in the sector with continued market share gains in the US, the world's largest car rental market.



EFFICIENCY FROM DIGITALISATION SIXT has a competitive and state-of-the-art in-house-developed IT platform functioning as enabler for efficiency and future growth.



RESPONSIBLE ENTREPRENEURSHIP SIXT is a holistically responsible company taking care of its customers and people alike offering a new sustainable form of individual mobility.



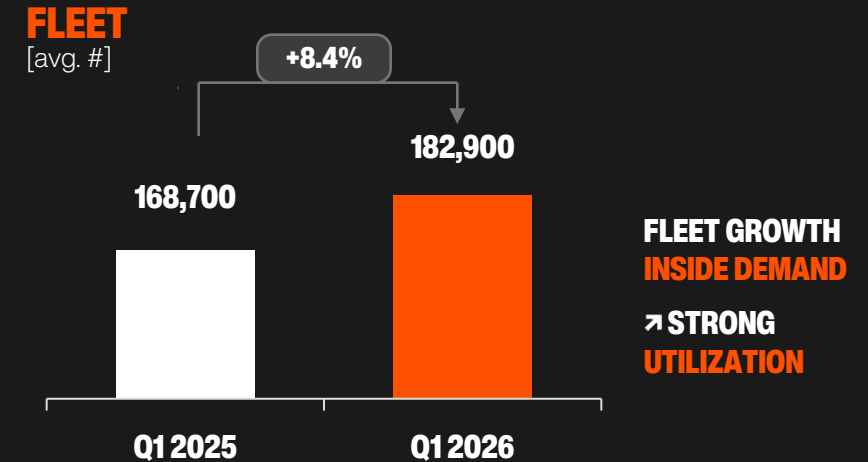
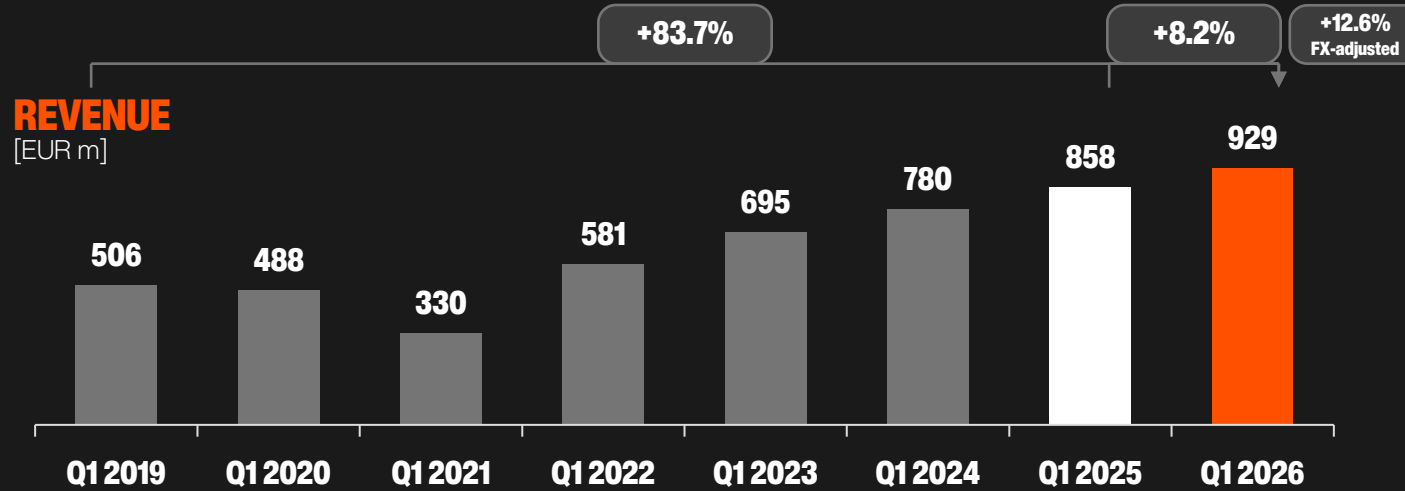
FINANCIAL INDEPENDENCE & PERFORMANCE SIXT has a high level of resilience, confirmed by investment grade rating from S&P.

CURRENT TRADING


Q1 2026



FINANCIAL PERFORMANCE: CONTINUED GROWTH SERVED WITH A TIGHT AND HIGHLY UTILIZED FLEET




GERMANY



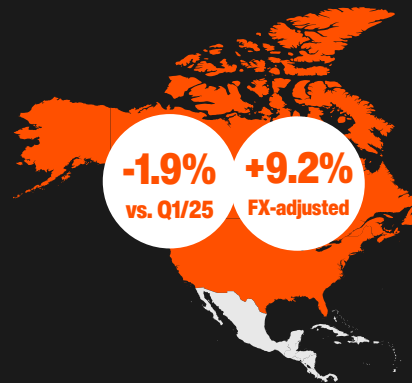
Q1 2026: EUR 271 M

EUROPE



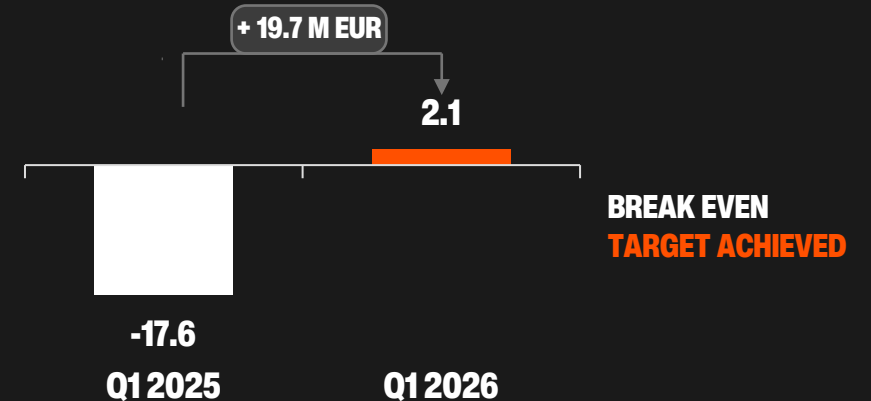
Q1 2026: EUR 345 M

NORTH AMERICA



Q1 2026: EUR 310 M

EBT

[EUR m]


2026 GUIDANCE: FURTHER TOPLINE GROWTH WITH SUSTAINED PROFITABILITY

REVENUE

EUR 4.45-4.60 BN

(2025: EUR 4.3 BN)

EBT-MARGIN

~10%

(2025: 9.4%)

RISKS

- Continued political and economic uncertainties with impacts on oil prices and supply of jet fuel
- Inflation putting pressure on travel budgets
- Residual value headwinds
- Weak consumer sentiment in the US
- Further FX headwinds (EUR/USD)

OPPORTUNITIES

- Strong summer travel business and flight re-routings from Middle East to Europe
- Economic recovery (esp. in Europe)
- Strongly increasing consumer sentiment & tourism in the US
- Rising residual values in the US



Sixt SE
Investor Relations
Zugspitzstrasse 1
82049 Pullach

+49 (0)89 74444 – 5104
investorrelations@sixt.com



DR. FRANZ WEINBERGER
Chief Financial Officer



MARK CHRISTIAN SCHNEIDER
Head of Communications & Investor
Relations



ALEXANDER ENGE
Director Investor Relations



DANIELA WURM
Executive Investor Relations &
Communications